

## **York** *Bathroom Accessories*

Versions:202311

### Finish

---



Chrome



Matte Black

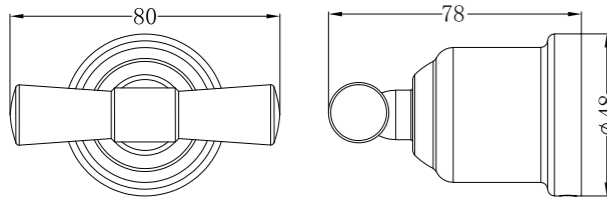


AGED BRASS

## York Bathroom Accessories

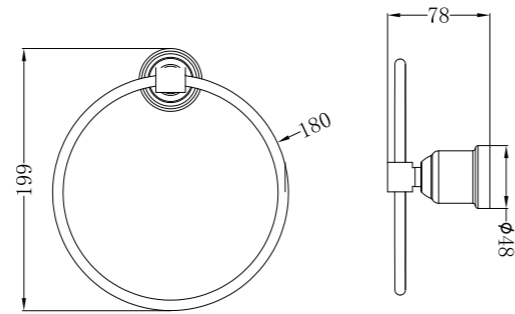
### ROBE HOOK

NR6982CH/NR6982MB/NR6982AB




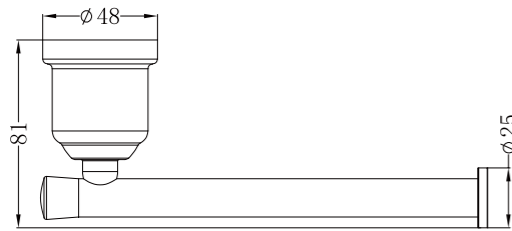
### TOWEL RING

NR6980CH/NR6980MB/NR6980AB



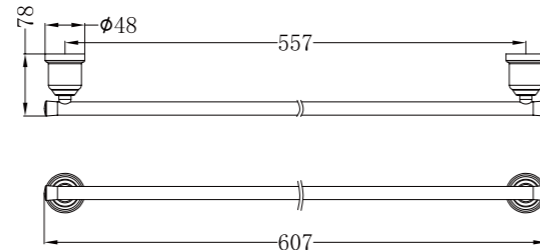
### TOILET ROLL HOLDER

NR6986CH/NR6986MB/NR6986AB




### SINGLE TOWEL RAIL 600MM

NR6924CH/NR6924MB/NR6924AB

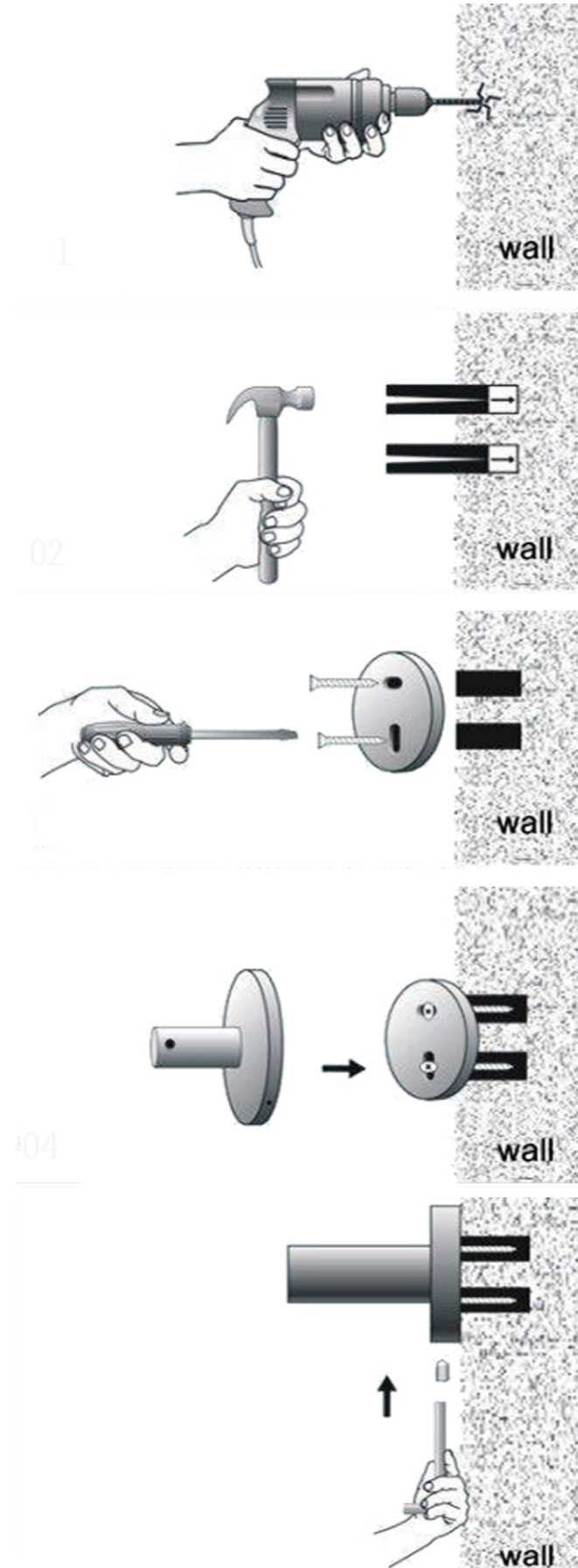


### DOUBLE TOWEL RAIL 600MM

NR6924dCH/NR6924dMB/NR6924dAB



## Installation Instruction



1. Put the fixing blocks (piece) over on the right place on the wall , and stay level, use marking pen through the holes of fixing block to mark out fixing spots on the wall. Then drill holes by electric hand drill with 6mm drilling bit on the spots.

2. Put the expansion plugs into the wall by hammer.

3. Put fixing block cover on the holes and fix firmly by expansion screws.

4. Put the base of bathroom accessory cover on the fixing blocks.

5. Screw grub screws into the base, make it against to the fixing block tight and firm.

# Nero

[info@nerotapware.com.au](mailto:info@nerotapware.com.au)  
[nerotapware.com.au](http://nerotapware.com.au)

11-13 Buontempo Road  
Carrum Downs Vic 3201

